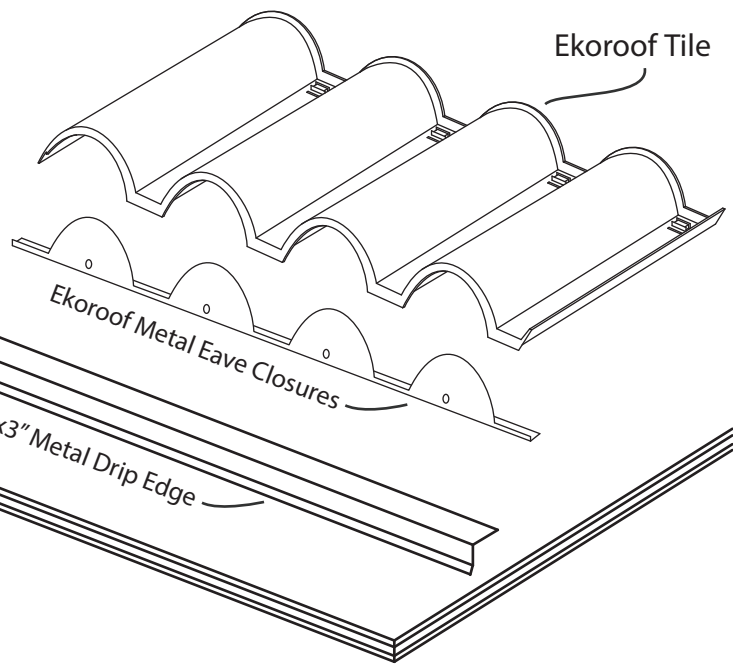


Ekorooftile Eave Closure Installation Detail

Ekorooftile Eave Closures & 3"x3" Drip Edge metals are each 26 gage minimum galvanized steel, galvalume or other corrosion-resistant metal, color-matched to tile for aesthetics. Each metal is sealed with roofing cement underneath and fastened every 4" O.C. with approved 1 1/4" RS roofing nails in a staggered pattern.



Minimum 1/2" wood deck, plus local Building Code-Approved Underlayers. Minimum of 1 ply ASTM D226 Type II required.

Ekorooftile Metal Eave Closure

Optional 6" strip of ASTM D 1970 Self-Adhered Underlayment

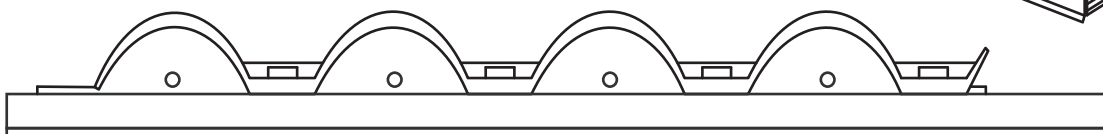
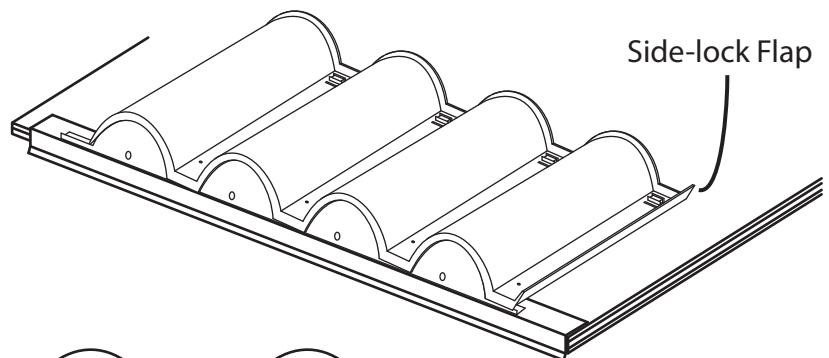
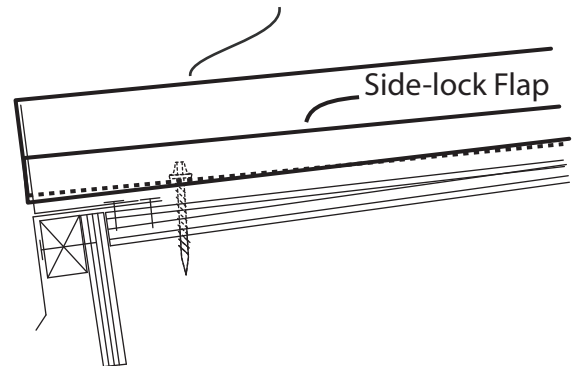
3"x3" Metal Drip Edge

Underlayment(s)

Roof Cement at metal laps

1"x2" Furring Strip
Optional (recommended)

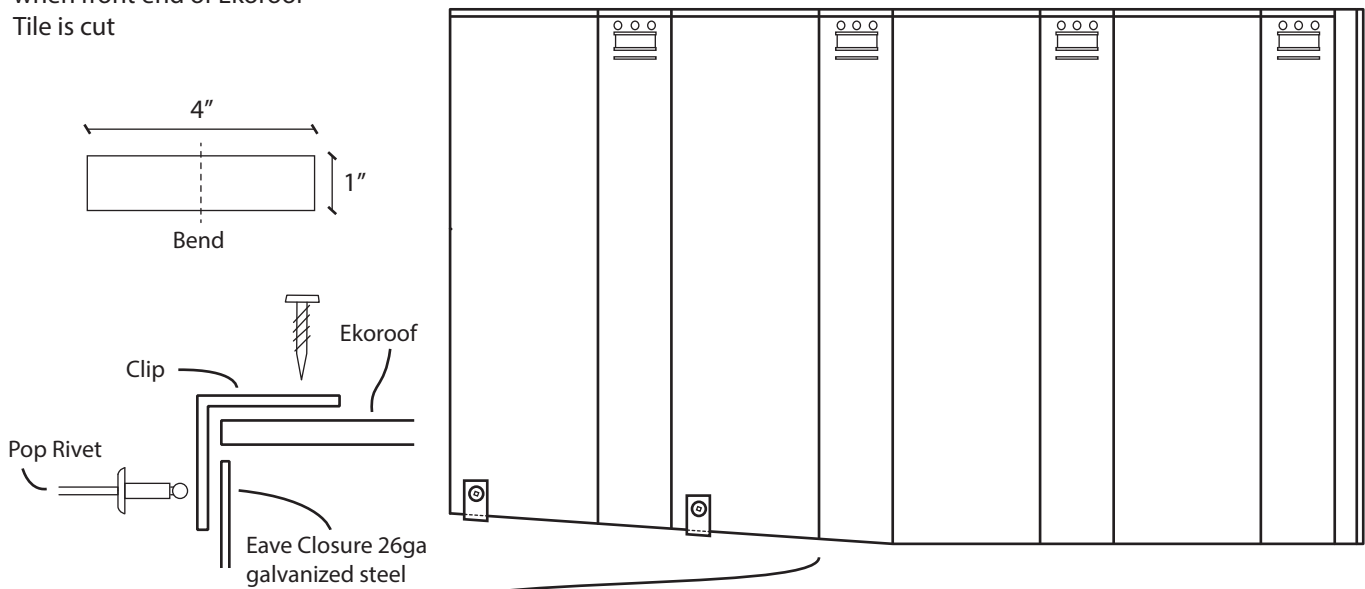
Typical detail shown. See local building code requirements for application of roof cement, metal primer, and other related flashing details, as these are not modified by, or exclusive to the Ekorooftile system.



drawings not to scale

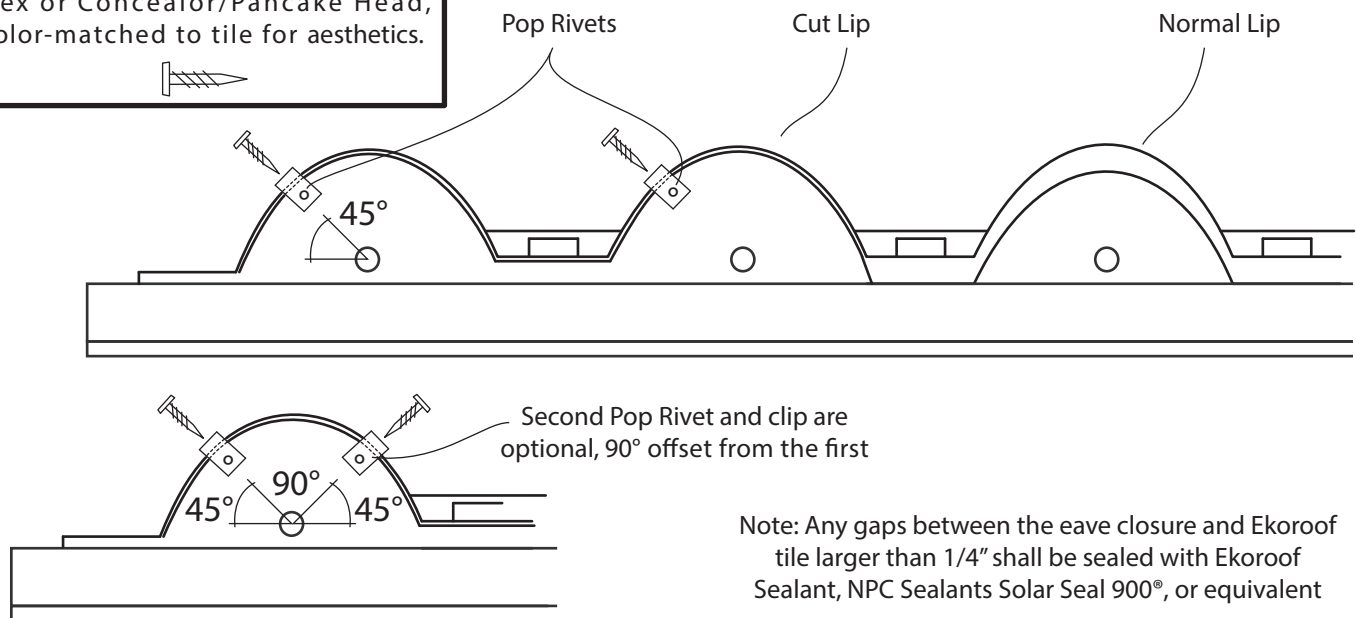
Ekorooft Tile Eave Closure Installation Detail - Pop Rivet Method

Alternate Method for fastening Eave Closure when front end of Ekorooft Tile is cut



You may at times need to cut the front end of the Ekorooft Tile for conditions. Doing so will cause the loss of the front lip that holds in the metal eave closure. Conditions that would necessitate this modification include, but are not limited to, an angled eave, roof end, or angled transition to a flat roof or cricket, sometimes occurring at a valley, where the eave closure can additionally not be fastened to the deck. When there is no lip to hold the eave closure in place, a 90° 4" x 1" wide clip of 26ga galvanized steel can be cut and pop riveted to the eave closure, and fastened to the Ekorooft panel with a 1" Ekorooft Fastener. The clip/rivet should be used on each high point of the tile that is missing a lip, and should be installed at a 45° angle from the weep hole in the eave closure, color matched for aesthetics.

Fastener is 1" #10-13 Corrosion Resistant & Approved Screw with 1/4" Hex or Concealor/Pancake Head, color-matched to tile for aesthetics.



Note: Any gaps between the eave closure and Ekorooft tile larger than 1/4" shall be sealed with Ekorooft Sealant, NPC Sealants Solar Seal 900®, or equivalent

drawings not to scale